

# W-20 Wisdom Balance Bike

A GROUP: Handlebar, front fork & front wheel are pre-assembled.

B GROUP: Main central frame & saddle are pre-assembled.

## NOTE:

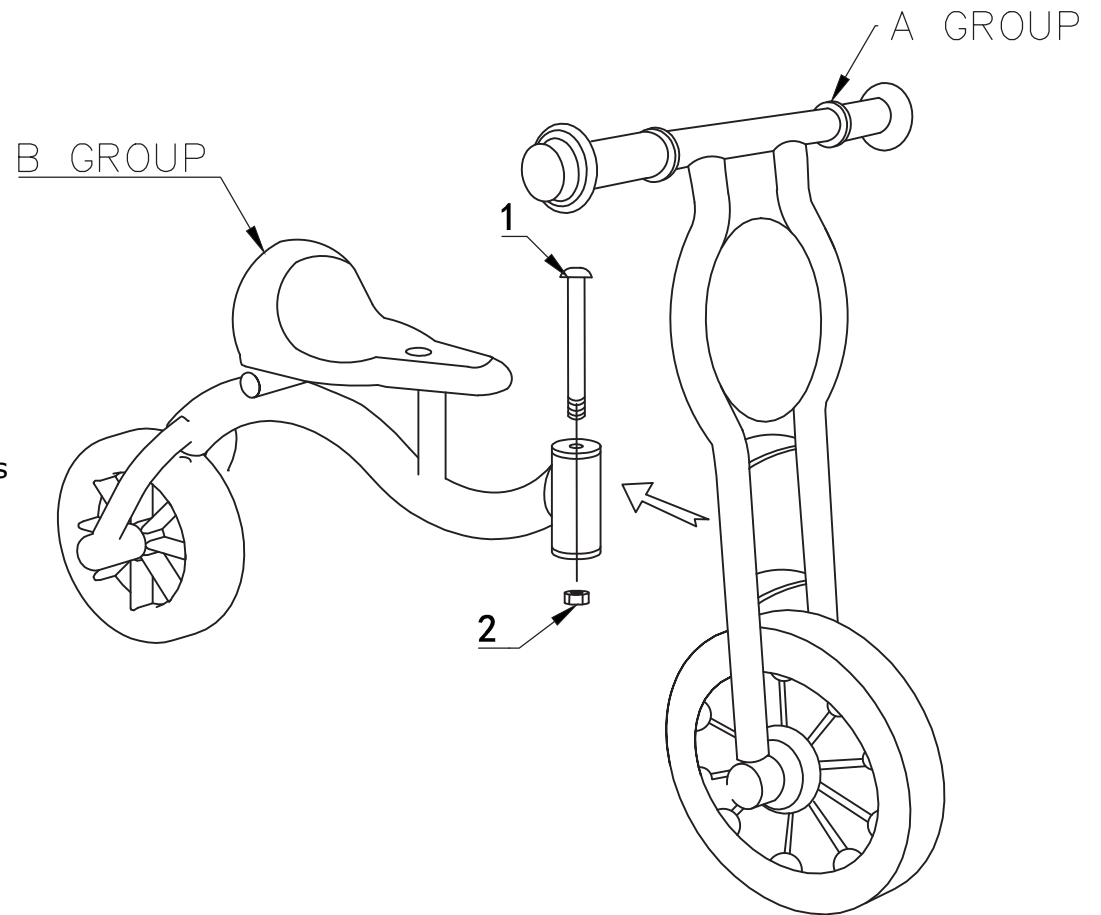
- A GROUP CONNECTS B GROUP BY USING SCREW #1 & NUT #2.
- The toy should be used with caution since skill is required to avoid fall or collisions causing injury to the user or third parties.





## CONSUMER SAFETY HINTS FOR TRIKE

- We recommend the use of an approved helmet when a riding this trike.
- Do not allow your child to ride without adult supervision.
- Do not ride at dusk, at night or at time of limited visibility.
- Always comply with local laws and regulations.
- Trike does not have brakes. Never use near steps, sloped drive ways, hills, roadways, alleys, and swimming pool areas.
- For use on smooth paved surfaces only.
- Rider should always wear shoes.
- Riding in wet weather should be avoided.

## MAINTENANCE

- Your trike is a quality trike. With periodic maintenance and common sense use and care, this trike can provide many years of riding enjoyment.
- Keep the product clean and free of dirt, dust and water. This will prolong the useful life of product.
- Frequently check all screws and fasteners, re-tighten any parts are loose, replace any parts are missing or damaged.



NO.	Nuts& Screws	Qty.	Tools
1.		1	 (M13)
2.		1	 (M6)