



Pattern Boards – Instructions




To use, push the lace through the top of the lacing pen until the end shows through the bottom, then simply push the threaded pen into the holes in the pattern boards, the holes are designed to grip the thread and allow the user to easily create your own picture, shape or design. Ideas are detailed on the work cards.

As additional features, the boards can be linked together and they can also be wall mounted.


Pattern Boards




Pattern Boards



Pattern Boards




Pattern Boards



Pattern Boards



Pattern Boards



Pattern Boards x 2 [long edge]

